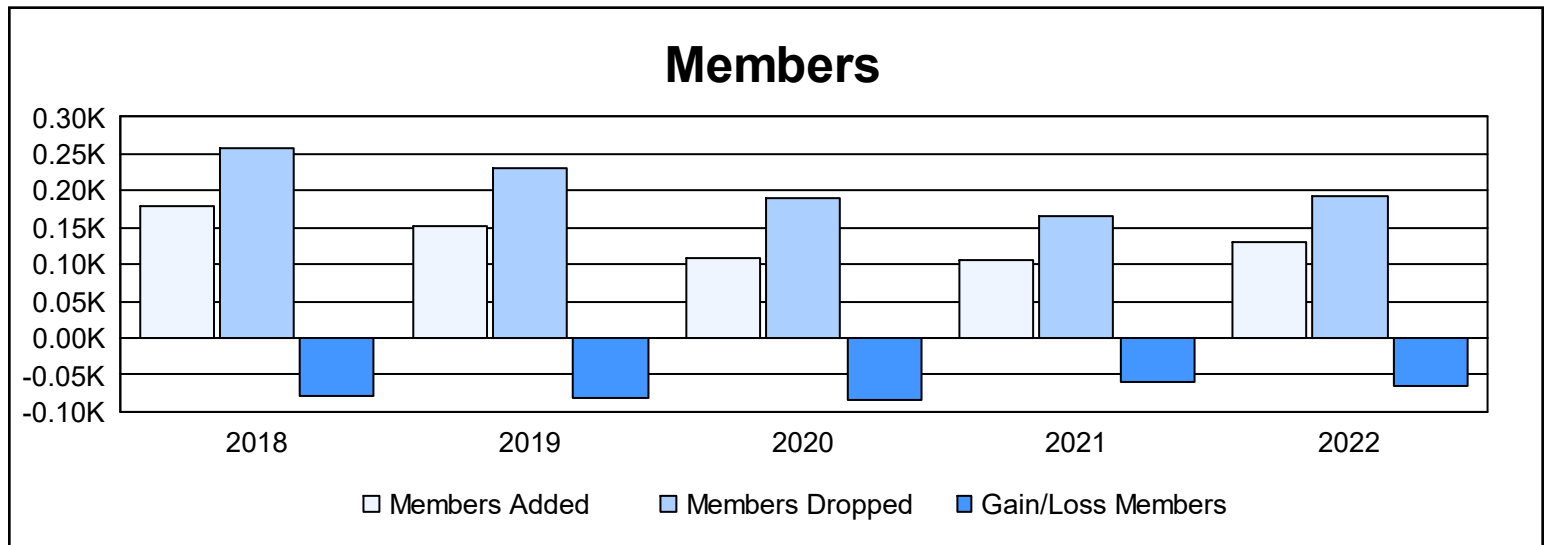
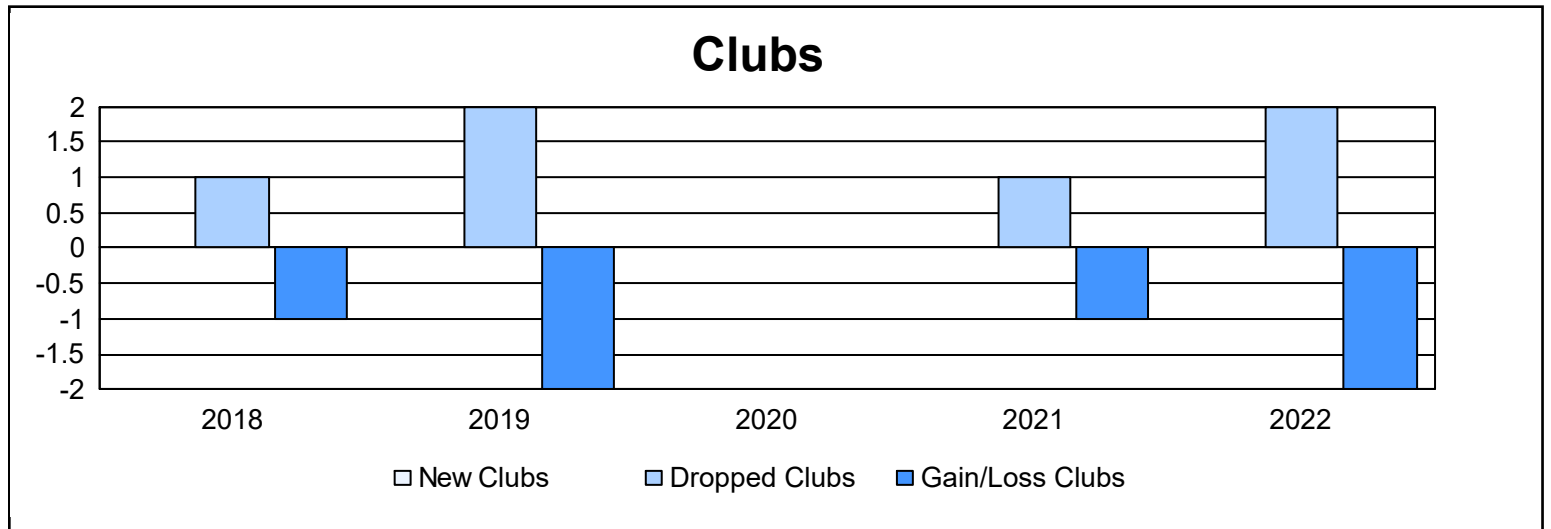
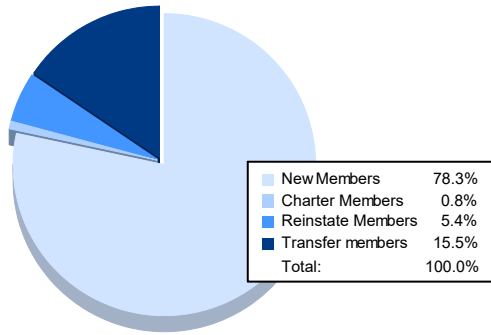


| Year           | New Clubs | Dropped Clubs | Gain/ Loss Clubs | New Members | Charter Members | Reinstate Members | Transfer Members | Total Member Added | Total Members Dropped | Gain/ Loss Members |
|----------------|-----------|---------------|------------------|-------------|-----------------|-------------------|------------------|--------------------|-----------------------|--------------------|
| 2017-2018      | 0         | 1             | -1               | 141         | 4               | 9                 | 25               | 179                | 258                   | -79                |
| 2018-2019      | 0         | 2             | -2               | 123         | 3               | 6                 | 19               | 151                | 232                   | -81                |
| 2019-2020      | 0         | 0             | 0                | 85          | 1               | 3                 | 19               | 108                | 191                   | -83                |
| 2020-2021      | 0         | 1             | -1               | 87          | 1               | 8                 | 11               | 107                | 166                   | -59                |
| 2021-2022      | 0         | 2             | -2               | 101         | 1               | 7                 | 20               | 129                | 193                   | -64                |
| <b>Average</b> | <b>0</b>  | <b>1</b>      | <b>-1</b>        | <b>107</b>  | <b>2</b>        | <b>7</b>          | <b>19</b>        | <b>135</b>         | <b>208</b>            | <b>-73</b>         |



### Membership Composition June 2022 Cumulative



### Gender Composition June 2022 Cumulative

